



15th Congress of Asian Society of Cardiovascular Imaging

第十五屆亞洲心臟血管影像國際學術研討會

24th - 26th June 2022 (Friday - Sunday)


Hong Kong Convention and Exhibition Centre

Hong Kong SAR, China

Hybrid Congress

CARDIAC IMAGING BEYOND THE IMAGES

ASCI 2022 Final Report



An event of



Organised by



Hong Kong College
of Radiologists



Hong Kong College
of Cardiology



www.ASCI-2022.org



15th Congress of Asian Society of Cardiovascular Imaging

第十五屆亞洲心臟血管影像國際學術研討會

Hybrid Congress

24th - 26th June 2022 (Friday - Sunday)



CARDIAC IMAGING BEYOND THE IMAGES

Deadline of Abstract Submission: **7th February 2022**

Notification of Acceptance: **1st March 2022**



www.ASCI-2022.org

An event of



Organised by



CONGRESS INFORMATION

Date: **24-26 June 2022 (Friday-Sunday)**

Congress Format: **Hybrid**

Venue: **Hong Kong Convention and Exhibition Centre**



Congress website: www.ASCI-2022.org

Congress Theme:
Cardiac Imaging Beyond the Images



15th Congress of Asian Society of Cardiovascular Imaging

24-26 June 2022 (Friday – Sunday)
Hong Kong SAR, China

Hybrid Congress

CARDIAC IMAGING BEYOND THE IMAGES

CONGRESS VENUE & VIRTUAL PLATFORM

An event of



Asian Society of
Cardiovascular Imaging

Organised by



Hong Kong College
of Radiologists


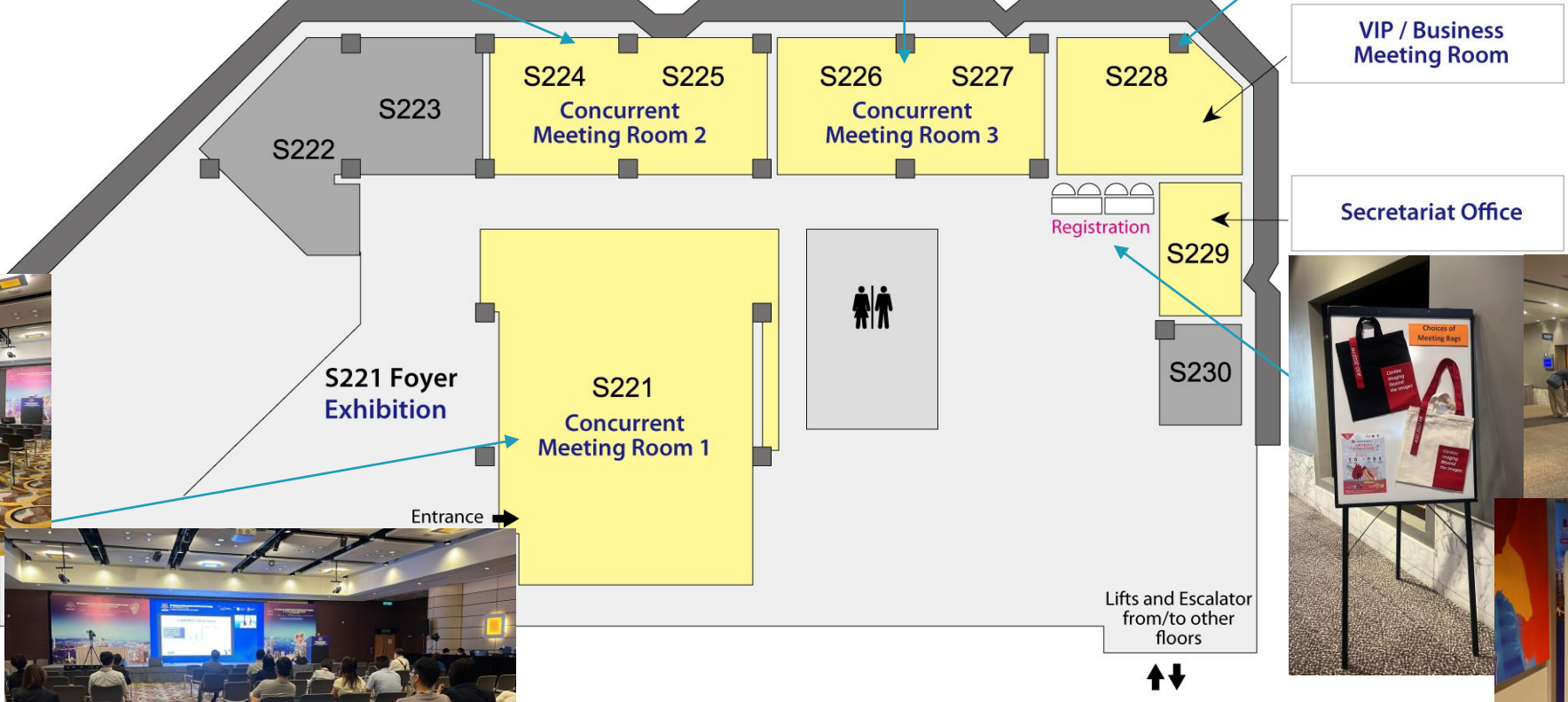



Hong Kong College
of Cardiology

Supported by



ASCI 2022 Physical Venue Floor Plan (S220s, HKCEC)



ASCI 2022 Virtual Lobby

**CME/CPD/CNE
Accreditation**

**E-programme
Book**

ASCI
HONG KONG
2022

**15th Congress of Asian Society of
Cardiovascular Imaging**

24-26 June 2022 (Friday – Sunday)
Hong Kong SAR, China

Hybrid Congress

An event of

ASCI
Asian Society of Cardiovascular Imaging



Organised by



Hong Kong College of Cardiology

CARDIAC IMAGING BEYOND THE IMAGES

**Virtual Technical
Exhibition**

ENTER

Live Lectures

ENTER

E-Poster

Thank You
Acknowledgment
Thank You

Congress Help Desk



15th Congress of Asian Society of Cardiovascular Imaging

24-26 June 2022 (Friday – Sunday)
Hong Kong SAR, China

Hybrid Congress

CARDIAC IMAGING BEYOND THE IMAGES

Total Number of :

Exhibitors:

Physical: 8

Virtual: 12

Sponsors: 22 *(including 2 anonymous donors)*

Support Organisations: 14

ASCI 2022 Physical Technical Exhibitions



ASCI 2022 Virtual Technical Exhibitions



ASCI 2022 Virtual Technical Exhibitions

Bayer



Phantomics



Philips



HKCR



ASCI



HKCC

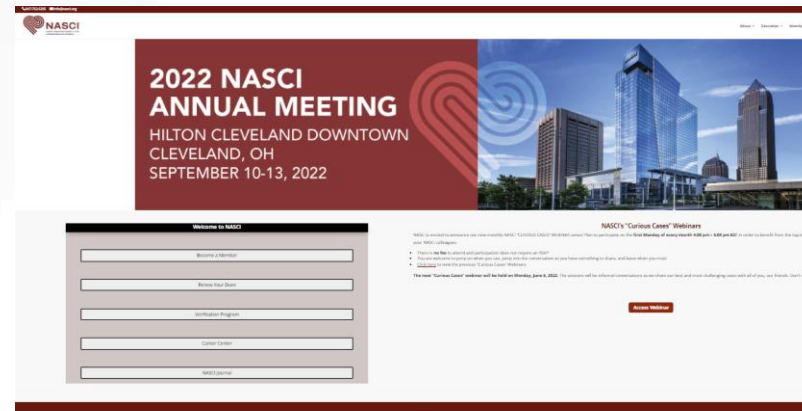


ASCI 2022 Virtual Technical Exhibitions


ASCI 2023



NASCI



SCMR



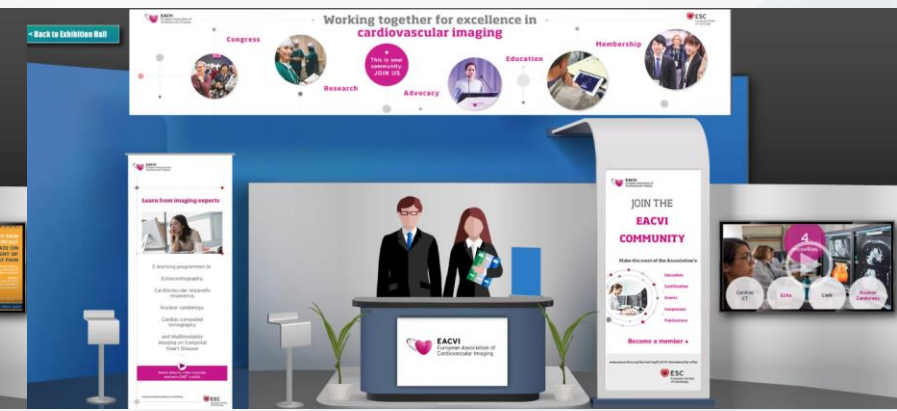
ESCR



SCCT



EACVI





15th Congress of Asian Society of Cardiovascular Imaging

24-26 June 2022 (Friday – Sunday)
Hong Kong SAR, China

Hybrid Congress

CARDIAC IMAGING BEYOND THE IMAGES

PRESS CONFERENCE & PUBLIC TALK

An event of



Organised by



Hong Kong College
of Radiologists



Hong Kong College
of Cardiology

Supported by





Press Conference

1100-1230 (HKT GMT+8) on 23 June 2022 (Thursday)

- To promote cardiac imaging, ASCI and cardiac health in general
- To report on the result of a local survey on cardiac imaging utilisation and highlight use of AI and big data in CMR



疫苗效應 | 港人增心臟造影檢查 半數結果異常 結合AI 助早診冠心病



附專科聯合講座連結
調查公布
疫苗效應
港人心臟造影檢查激增
近半數結果異常

疫情及疫苗增加港人關注心臟病 造影配合人工智能 研究預測心臟病
臨床觀察調查：心臟造影檢查個案增加 近半數結果異常

港人疫下提高關注心臟健康 偵測隱性冠心病個案升

2022-06-23 11:48

有關調查發現，港人去年進行3項心臟造影檢查的個案在疫情下不跌反升。

疫下更關注心臟健康
心導管檢查通波仔增1至3成

心臟檢查 | 疫下港人更關注心臟健康 心導管檢查及通波仔增1至3成

調查：新冠疫情期间港人對心臟病認知提升 AI 降風險

2022-06-23 17:43:43

疫情橫行，美國心臟科專科學院基金會研究發現，新冠疫情影响亞洲地區。由亞洲心血管影像學會、香港心臟專科學院以及香港放射科醫學院聯合主辦的「第15屆亞洲心臟血管影像國際學術研討會」於今日(23日)發表「新冠疫情期间港人心臟造影檢查趨勢」的臨床觀察問卷調查結果。

Headline HK, 23 June 2022

iMeddy, 23 June 2022

Sing Tao, 23 June 2022

Sky Post, 23 June 2022

Public Talk (Hybrid Format)

16:00-17:00 (HKT GMT+8) on 26 June 2022 (Sunday)

Physical Participation:

Venue: S224-5, Level 2, Old Wing, HKCEC

Facebook Live:

<https://fb.me/e/2CyyI6kjR>

費用全免

主辦機構: ASCI (Association of Subspecialty Cardiologists) and Hong Kong College of Cardiology

身處後疫情時代，如何監察及管理心血管健康？

日期: 2022年6月26日 (星期日)
時間: 下午 4:00 - 5:00
地點: 香港會議展覽中心舊翼 2 樓
對象: 歡迎公眾人士參加

主持: 心臟科 高錕醫生, 心臟科 黃國強醫生

主講嘉賓: 心臟科 李美琴醫生, 心臟科 林煥基醫生, 香港兒童醫院 陳永福醫生

實體活動及 Facebook 直播同時進行

掃描二維碼登記 (現場參加講座活動)

按此登記

掃描二維碼登記 (Facebook 直播活動登記及收看)

按此登記

支援全方支持





15th Congress of Asian Society of Cardiovascular Imaging

24-26 June 2022 (Friday – Sunday)
Hong Kong SAR, China

Hybrid Congress

CARDIAC IMAGING BEYOND THE IMAGES

SCIENTIFIC PROGRAMME

An event of



Organised by



Hong Kong College
of Radiologists

Supported by



Hong Kong College
of Cardiology



**International and Local Faculty comprised of
more than 140 speakers/panelists from 20 regions / countries
nearly 100 lectures will be delivered**

Scientific Programmes consisted of:

- Plenary Lectures: 2
- ASCI Joint Sessions: 5 (NASCI, ESCR, SCMR, SCCT, EACVI)
- Satellite Programmes: HKCRRT Sponsored Satellite Symposium & Public Talk
- Sponsored Symposia: 4 (Sponsored by Bayer, Pfizer, Sanofi & Janssen)
- Hands-on Workshops: 3 (CMR, CT & Echo)
- Case Reviews with Experts
- Film Quiz
- BYPA, Case Presentation and Scientific Paper Presentation
- E-Poster Presentation

ASCI 2022 Webinar Live Lectures

ASCI HONG KONG 2022
15th Congress of Asian Society of Cardiovascular Imaging
 24-26 June 2022 (Friday – Sunday)
 Hong Kong SAR, China

An event of **ASCI** Asian Society of Cardiovascular Imaging
 Organised by **Hong Kong College of Cardiology**

Hybrid Congress **CARDIAC IMAGING BEYOND THE IMAGES**

[Lobby](#) [Programme](#) [Logout]

Select Session Room

Room 1	Room 2	Room 3
<p>Current Session: (A1) ASCI Meets NASCI: Safety in Cardiovascular Imaging</p> <p>Next Session: Coffee Break / Rapid Fire Posters</p>	<p>Current Session: (A2) Sudden Cardiac Death</p> <p>Next Session: Coffee Break / Rapid Fire Posters</p>	<p>Current Session: (A3) Review of the Most Important Cardiac Imaging Papers Published in the Last Year</p> <p>Next Session: Coffee Break / Rapid Fire Posters</p>

Go lower and longer for better outcomes

- Lowering LDL-C with Repatha® offers increased CV risk benefits over time! Reductions in the key secondary composite endpoint of CV death, MI or stroke in the FOURIER study*.
- Repatha® has demonstrated consistent safety over a 5-year treatment period! Safety and tolerability outcomes in the 5-year FOURIER-1 study.
- Repatha® is supported by well-established worldwide clinical experience! Since launch, >1,000,000 patients have benefited from the sustained efficacy and consistent safety of Repatha®* including >41,000 patients in clinical trials!

AMGEN

ASCI HONG KONG 2022
15th Congress of Asian Society of Cardiovascular Imaging
 24-26 June 2022 (Friday – Sunday)
 Hong Kong SAR, China

Hybrid Congress **CARDIAC IMAGING BEYOND THE IMAGES**

Room 1

ASCI Meets NASCI: Safety in Cardiovascular Imaging

Moderator(s)

- Dr. Akira KURATA
- Prof. Philip YOUNG

Speakers

- Prof. Ki Seok CHOO
- Dr. Elsie NGUYEN
- Prof. Bin LU

(A1)

[Programme](#) [Back](#)

ASCI Meets NASCI: Safety in Cardiovascular Imaging
 24 June 2022 (Friday)
 0300 - 1030
 Room 1 (S221) (A1)

Q&A

Please type your question here.

[Submit](#)

International Invited Guests and Speakers

Saifnon ADMONTREE	(Thailand)	Alison FLETCHER	(United Kingdom)
Andrew ARAI	(United States)	Marianna FONTANA	(United Kingdom)
Nay AUNG	(United Kingdom)	Raymond CY FUNG	(Hong Kong SAR, China)
Fabian BAMBERG	(Germany)	Bernhard GERBER	(Belgium)
Chiara BUCCIARELLI-DUCCI	(United Kingdom)	Hyun Woo GOO	(Korea)
Ping CHAI	(Singapore)	Matthias GUTBERLET	(Germany)
Andy WK CHAN	(Hong Kong SAR, China)	Jo Jo SH HAI	(Hong Kong SAR, China)
Anna KY CHAN	(Hong Kong SAR, China)	Kyungwha HAN	(Korea)
Carmen WS CHAN	(Hong Kong SAR, China)	Cally KL HO	(Hong Kong SAR, China)
Edmund KY CHAN	(Hong Kong SAR, China)	Kwok-Chiu HO	(Hong Kong SAR, China)
Edward HT CHAN	(Hong Kong SAR, China)	Timothy YW HON	(Hong Kong SAR, China)
Ka-Hong CHAN	(Hong Kong SAR, China)	Sharath HOSMANE	(United Kingdom)
Kam-Tim CHAN	(Hong Kong SAR, China)	Marina HUGHES	(United Kingdom)
Kwok-Keung CHAN	(Hong Kong SAR, China)	Ivan FN HUNG	(Hong Kong SAR, China)
Ngai-Yin CHAN	(Hong Kong SAR, China)	Sung Ho HWANG	(Korea)
Ronnie HL CHAN	(Hong Kong SAR, China)	Jung Im JUNG	(Korea)
Priscilla CHEN	(Singapore)	Kevin KH KAM	(Hong Kong SAR, China)
Robin HS CHEN	(Hong Kong SAR, China)	Eun-Ju KANG	(Korea)
Shyh Jye CHEN	(Chinese Taipei)	Mohammed KHANJI	(United Kingdom)
Yu Cheng CHEN	(China)	Kakuya KITAGAWA	(Japan)
David CHENG	(Hong Kong SAR, China)	Patrick TH KO	(Hong Kong SAR, China)
Stephen CW CHEUNG	(Hong Kong SAR, China)	Sung Min KO	(Korea)
Chung-Seung CHIANG	(Hong Kong SAR, China)	Rungroj KRITTAYAPHONG	(Thailand)
Jeanie Betsy CHIANG	(Hong Kong SAR, China)	Patrick KRUMM	(Germany)
Calvin CHIN	(Singapore)	Akira KURATA	(Japan)
Yeon Hyeon CHOE	(Korea)	Kimmy KM KWOK	(Hong Kong SAR, China)
Byoung Wook CHOI	(Korea)	Charlotte YY KWONG	(Hong Kong SAR, China)
Eui-Young CHOI	(Korea)	Alta YT LAI	(Hong Kong SAR, China)
Kelvin KH CHOI	(Hong Kong SAR, China)	Mike WT LAI	(Hong Kong SAR, China)
Sang Il CHOI	(Korea)	Simon CC LAM	(Hong Kong SAR, China)
Ki Seok CHOO	(Korea)	Sonia HY LAM	(Hong Kong SAR, China)
Ka-Lung CHUI	(Hong Kong SAR, China)	Yui-Ming LAM	(Hong Kong SAR, China)
Yiu-Cho CHUNG	(Hong Kong SAR, China)	Yuk-Kong LAU	(Hong Kong SAR, China)
Andrew COATS	(Australia)	Benny LAWTON	(United Kingdom)
Jean-Nicolas DACHER	(France)	Alex PW LEE	(Hong Kong SAR, China)
Jurgen DUCHENNE	(Belgium)	Jen Kuang LEE	(Chinese Taipei)
Kanwal FAROOQI	(United States)	Jonan CY LEE	(Hong Kong SAR, China)
Vanessa FERREIRA	(United Kingdom)	Jongmin LEE	(Korea)

International Invited Guests and Speakers

Kwok-Lun LEE	(Hong Kong SAR, China)	Joseph SELVANAYAGAM	(Australia)
Whal LEE	(Korea)	Helen HL SHE	(Hong Kong SAR, China)
Jonathon LEIPSIC	(Canada)	Hideki SHIBATA	(Japan)
Lilian LEONG	(Hong Kong SAR, China)	Lilia SIERRA-GALAN	(Mexico)
Barry ST LEUNG	(Hong Kong SAR, China)	Swee Yaw TAN	(Singapore)
Godwin TC LEUNG	(Hong Kong SAR, China)	Tarinee TANGCHAROEN	(Thailand)
Allen LI	(Hong Kong SAR, China)	Lynette TEO	(Singapore)
Andrew YW LI	(Hong Kong SAR, China)	Liza THOMAS	(Australia)
Zhoulei LI	(China)	Mabel MP TONG	(Hong Kong SAR, China)
Gary LIEW	(Australia)	Hung-Fat TSE	(Hong Kong SAR, China)
Yu Han LIN	(Chinese Taipei)	Kin-Lam TSUI	(Hong Kong SAR, China)
Michael CW LIU	(Hong Kong SAR, China)	Thomas TUNGGAL	(Hong Kong SAR, China)
Sherwin SW LO	(Hong Kong SAR, China)	Vince VARDHANABHUTI	(Hong Kong SAR, China)
Bin LU	(China)	Sanjaya VISWAMITRA	(India)
Kin-Shing LUN	(Hong Kong SAR, China)	Rachel WALD	(Canada)
Manish MOTWANI	(United Kingdom)	Yung Liang WAN	(Chinese Taipei)
Carol WK NG	(Hong Kong SAR, China)	Yining WANG	(China)
Ming-Yen NG	(Hong Kong SAR, China)	Chi-Ming WONG	(Hong Kong SAR, China)
Elsie NGUYEN	(Canada)	Emmanuel CK WONG	(Hong Kong SAR, China)
Ngoc-Trang NGUYEN	(Vietnam)	Eric CY WONG	(Hong Kong SAR, China)
Koen NIEMAN	(United States)	Jeffrey KT WONG	(Hong Kong SAR, China)
Ntobeko NTUSI	(South Africa)	Ka-Lam WONG	(Hong Kong SAR, China)
Hideki OTA	(Japan)	Martin CK WONG	(Hong Kong SAR, China)
Jacob PANDELAKI	(Indonesia)	Randolph HL WONG	(Hong Kong SAR, China)
Seong Ho PARK	(Korea)	Ming Ting WU	(Chinese Taipei)
Stefano PERLINI	(Italy)	Yen-Wen WU	(Chinese Taipei)
Steffen PETERSEN	(United Kingdom)	Bryan PY YAN	(Hong Kong SAR, China)
Sven PLEIN	(United Kingdom)	Dong Hyun YANG	(Korea)
Gianluca PONTONE	(Italy)	Wei-Hua YIN	(China)
Mei-Yu POON	(Hong Kong SAR, China)	Michael TC YING	(Hong Kong SAR, China)
Wai-Lun POON	(Hong Kong SAR, China)	Lawrance KC YIP	(Hong Kong SAR, China)
Sanjay PRASAD	(United Kingdom)	Hwan Seok YONG	(Korea)
Prabhakar RAJIAH	(United States)	Elizabeth Yeon-Yee YOON	(Korea)
Lusiani RUSDI	(Indonesia)	Philip YOUNG	(United States)
Hajime SAKUMA	(Japan)	Jiayin ZHANG	(China)
Pasquale SANTANGELI	(United States)	Lei ZHAO	(China)
Gregory SCALIA	(Australia)		
Nicholas SCREATON	(United Kingdom)		

ASCI 2022 Programme-at-a-Glance

Friday, 24 June 2022 (Hong Kong Time, GMT+8)

Time/Venue	Room 1 (S221)	Room 2 (S224-5)	Room 3 (S226-7)	Technical Exhibition (Virtual & Physical) and E-Posters Presentation
0900 – 1030 (Session A)	(A1) ASCI Meets NASCI Safety in Cardiovascular Imaging	(A2) Sudden Cardiac Death	(A3) Review of the Most Important Cardiac Imaging Papers Published in the Last Year	
	Coffee Break / Rapid Fire Posters			
1100 – 1230 (Session B)	(B1) Cardiac CT Session: Coronary Stents, Bypass Grafts, Structural, etc	(B2) HKCRRT Sponsored Satellite Symposium	(B3) Scientific Paper Presentation: BYPA Session	
1230 – 1400	Lunch / ASCI Executive Committee Meeting (By zoom invitation)			
1400 – 1530 (Session C)	(C1) ASCI Meets ESCR Multi-modality Imaging in Non-ischemia Cardiomyopathies: Diagnosis and Prognosis	(C2) Imaging the Myocardial Microvasculature	(C3) Hands-on CMR Workshops: Read your First 10 Cases with the Experts	
	Coffee Break / Rapid Fire Posters			
1600 – 1615	Opening Ceremony (Room 1 (S221))			
1615 – 1715 (Session D)	(D1) Opening Plenary: Cardiac Imaging Beyond the Images (Room 1 (S221))			

Saturday, 25 June 2022 (Hong Kong Time, GMT+8)

Time/Venue	Room 1 (S221)	Room 2 (S224-5)	Room 3 (S226-7)	Technical Exhibition (Virtual & Physical) and E-Posters Presentation
0900 – 1030 (Session E)	(E1) ASCI Meets SCMR Imaging of Stable Chest Pain	(E2) Imaging Pre and Post Great Vessel Intervention	(E3) Case Presentation Session 1	
	Coffee Break / Rapid Fire Posters			
1100 – 1230 (Session F)	(F1) COVID-19 Infection and Drugs/Vaccine	(F2) Women Heart Health	(F3) Case Presentation by ASCI School Alumni	
1230 – 1400	Bayer Lunch Symposium (Room 1 (S221))			
1400 – 1530 (Session G)	(G1) Cardiac Arrhythmia and Heart Failure in Practice	(G2) AI Coming into Cardiology Practice	(G3) Cardiac CT Workshops: Read your First 10 Cardiac CT with the Experts	
1535 – 1615	Sanofi Coffee Break Symposium (Room 1 (S221)) / Coffee Break			
1620 – 1720 (Session H)	(H1) Case Reading with Experts	(H2) Janssen Satellite Symposium		

*Programme is subject to change without prior notice.

Sunday, 26 June 2022 (Hong Kong Time, GMT+8)

Time/Venue	Room 1 (S221)	Room 2 (S224-5)	Room 3 (S226-7)	Technical Exhibition (Virtual & Physical) and E-Posters Presentation
0900 – 1030 (Session J)	(J1) ASCI Meets SCCT Advance Technology for Assessment of CAD	(J2) Congenital Heart Disease in Paediatric Patients and Follow-up	(J3) Scientific Paper Presentation Session 1	
	Coffee Break / Rapid Fire Posters			
1100 – 1230 (Session K)	(K1) Imaging the Heart Valves: Left Sided, Right Sided and Others	(K2) Role of Imaging in Intervention for Congenital and Structural Heart Disease	(K3) Scientific Paper Presentation Session 2	
1230 – 1315	Pfizer Lunch Symposium (Room 1 (S221))			
1315 – 1400	ASCI General Assembly (Room 2 (S228))			
1400 – 1530 (Session L)	(L1) ASCI Meets EACVI Cardio-oncology and Transplant Cardiomyopathy	(L2) Technologists Session: CT Scanning and Image Processing	(L3) Echo Hands-on Workshops	
	Coffee Break / Rapid Fire Posters			
1530 – 1600	(M1) ASCI Film Quiz (Room 1 (S221))			
1600 – 1725 (Session M)	Closing Ceremony (Room 1 (S221))			
	Best Young Presenter & Best Poster Award Presentation Presentation of ASCI 2023			

ASCI 2022 Scientific Programme – June 24

Friday, 24 June 2022 (Hong Kong Time, GMT+8)

Session A: 0900 – 1030

Virtual Room (Room 1) / Physical Room (S221)		
0900 – 1030 (Session A1)	ASCI Meets NASCI: Safety in Cardiovascular Imaging	
Moderators	Dr. Akira KURATA (Japan), Prof. Philip YOUNG (United States)	
0900 – 0920 (A1-1)	Safety Precaution for Pacemaker and ICDs in CT and MR Scanning	Prof. Ki Seok CHOO (Korea)
0920 – 0940 (A1-2)	Are CT and MR Contrast Agent Safe?	Dr. Elsie NGUYEN (Canada)
0940 – 1000 (A1-3)	CT and MR Imaging in Pregnancy	Dr. Elsie NGUYEN (Canada)
1000 – 1020 (A1-4)	Medication Safety Tips in Cardiac Imaging	Prof. Bin LU (China)
1020 – 1030	Panel Discussions	

Virtual Room (Room 2) / Physical Room (S224-5)		
0900 – 1030 (Session A2)	Sudden Cardiac Death	
Moderators	Dr. Anna KY CHAN (Hong Kong SAR, China), Dr. Allen LI (Hong Kong SAR, China)	
0900 – 0920 (A2-1)	Myocardial Substrate Characterisation by CMR with No LGE Undergoing Catheter Ablation of VT	Dr. Pasquale SANTANGELI (United States)
0920 – 0940 (A2-2)	Investigation of Sudden Cardiac Death Survivors	Dr. Jo Jo SH HAI (Hong Kong SAR, China)
0940 – 1000 (A2-3)	Coronary Artery Anomalies and SCAD (Radiology & Cardiology Perspective)	Dr. Godwin TC LEUNG Dr. Jonan CY LEE (Hong Kong SAR, China)
1000 – 1020 (A2-4)	Central Role of CMR in Sudden Cardiac Death Prediction	Prof. Joseph SELVANAYAGAM (Australia)
1020 – 1030	Panel Discussions	

Virtual Room (Room 3) / Physical Room (S226-7)		
0900 – 1030 (Session A3)	Review of the Most Important Cardiac Imaging Papers Published in the Last Year	
Moderators	Dr. Kam-Tim CHAN (Hong Kong SAR, China), Prof. Sanjaya VISWAMITRA (India)	
0900 – 0920 (A3-1)	Most Important Papers in CCT	Dr. Sang Il CHOI (Korea)
0920 – 0940 (A3-2)	Most Important Papers in CMR	Dr. Stephen CW CHEUNG (Hong Kong SAR, China)
0940 – 1000 (A3-3)	Most Important Papers in Echo	Prof. Liza THOMAS (Australia)
1000 – 1020 (A3-4)	Most Important Papers in Nuclear Cardiology	Dr. Yen-Wen WU (Chinese Taipei)
1020 – 1030	Panel Discussions	

1030 – 1100 Coffee Break / Rapid Fire Posters

Friday, 24 June 2022 (Hong Kong Time, GMT+8)

Session B: 1100 – 1230

Virtual Room (Room 1) / Physical Room (S221)		
1100 – 1230 (Session B1)	Cardiac CT Session: Coronary Stents, Bypass Grafts, Structural, etc	
Moderators	Dr. Carmen WS CHAN (Hong Kong SAR, China), Dr. Raymond CY FUNG (Hong Kong SAR, China)	
1100 – 1120 (B1-1)	How Could CT Improve CABG Therapeutic Strategy	Prof. Jongmin LEE (Korea)
1120 – 1140 (B1-2)	Coronary Stent	Prof. Yining WANG (China)
1140 – 1200 (B1-3)	Lung Nodules on CT Coronary Angiogram and CT Thorax: Are They Managed Differently?	Dr. Sonia HY LAM (Hong Kong SAR, China)
1200 – 1220 (B1-4)	CT Role in TAVI/ LAO	Dr. Gary LIEW (Australia)
1220 – 1230	Panel Discussions	

Virtual Room (Room 2) / Physical Room (S224-5)		
1100 – 1230 (Session B2)	HKCRRT Sponsored Satellite Symposium	
Moderators	Mr. Mike WT LAI (Hong Kong SAR, China), Mr. Lawrance KC YIP (Hong Kong SAR, China)	
1100 – 1120 (B2-1)	Practice and Imaging Tips of Paediatric Cardiac MRI (Hong Kong SAR, China)	Ms. Mei Yu POON (Hong Kong SAR, China)
1120 – 1140 (B2-2)	Cardiac MRI in Oncology in Private Practice of Hong Kong SAR, China	Mr. Michael CW LIU (Hong Kong SAR, China)
1140 – 1200 (B2-3)	CT Scanning Technique and Protocol for Pre-TAVI Imaging	Mr. Edmund KY CHAN (Hong Kong SAR, China)
1200 – 1220 (B2-4)	Practical Tips of Cardiac CT in Public Sector of Hong Kong SAR, China	Mr. Ka-Hong CHAN (Hong Kong SAR, China)
1220 – 1230	Panel Discussions	

Virtual Room (Room 3) / Physical Room (S226-7)		
1100 – 1230 (Session B3)	Scientific Paper Presentation: BYPA Session	
Moderators	Dr. Sang Il CHOI (Korea), Prof. Bryan PY YAN (Hong Kong SAR, China)	
1100 – 1115 (B3-1)	Diagnostic Value of Delayed Contrast-enhanced Cardiac CT for Detecting Left Atrial Appendage Thrombus in Patients with Atrial Fibrillation	Dr. Xiangnan LI (China)
1115 – 1130 (B3-2)	CMR-based Risk Stratification for Outcomes in Dilated Cardiomyopathy with LVEF \geq 35%: Cohort Study with a Long-term Follow-up	Dr. Shuang LI (China)
1130 – 1145 (B3-3)	Optimal Measurement Sites of Coronary Computed Tomography Angiography-Derived Fractional Flow Reserve	Ms. Yanchun CHEN (China)
1145 – 1200 (B3-4)	3D Whole-heart Non-contrast-enhanced mDixon Water-fat Separation Coronary MR Angiography with a Deep Learning Constrained Compressed SENSE Reconstruction	Dr. Wenyun LIU (China)
1200 – 1215 (B3-5)	Imaging Predictors of Myocardial Fibrosis Progression in Hypertensive Patients	Dr. Thu-Thao LE (Singapore)
1215 – 1230 (B3-6)	Impact of Coronary Artery Calcium Score Progression on Coronary Plaque Volume Progression in Diabetes Mellitus According to LDC-C Status: Evaluated with Serial Coronary CTA	Dr. Rui SHI (China)

1230 – 1400 Lunch / ASCI Executive Committee Meeting (By zoom invitation)

ASCI 2022 Scientific Programme – June 24

Friday, 24 June 2022 (Hong Kong Time, GMT+8)

Session C: 1400 – 1530

Virtual Room (Room 1) / Physical Room (S221)		
1400 – 1530 (Session C1)	ASCI Meets ESCR: Multi-modality Imaging in Non-ischemia Cardiomyopathies: Diagnosis and Prognosis	
Moderators	Dr. Stephen CW CHEUNG (Hong Kong SAR, China), Prof. Jung Im JUNG (Korea)	
1400 – 1420 (C1-1)	Echo Strain for Prognosis	Prof. Eui-Young CHOI (Korea)
1420 – 1440 (C1-2)	Parametric Mapping for Prognosis	Prof. Jean-Nicholas DACHER (France)
1440 – 1500 (C1-3)	Scar Imaging in Non-ischemic Cardiomyopathy	Dr. Elizabeth YY YOON (Korea)
1500 – 1520 (C1-4)	PET Imaging	Dr. Patrick KRUMM (Germany)
1520 – 1530	Panel Discussions	

Virtual Room (Room 2) / Physical Room (S224-5)		
1400 – 1530 (Session C2)	Imaging the Myocardial Microvasculature	
Moderators	Dr. Wai-Lun POON (Hong Kong SAR, China), Dr. Kin-Lam TSUI (Hong Kong SAR, China)	
1400 – 1420 (C2-1)	What is the Best Imaging Modality in Microvascular Dysfunction?	Dr. Carmen WS CHAN (Hong Kong SAR, China)
1420 – 1440 (C2-2)	Back to the Basic: T2 Map, Fast MR Techniques, & Beyond	Dr. Yiu-Cho CHUNG (Hong Kong SAR, China)
1440 – 1500 (C2-3)	MINOCA and INOCA	Prof. Calvin CHIN (Singapore)
1500 – 1520 (C2-4)	Imaging of Myocardial Ischemia VS Global Coronary Flow Reserve	Prof. Hajime SAKUMA (Japan)
1520 – 1530	Panel Discussions	


Virtual Room (Room 3) / Physical Room (S226-7)		
1400 – 1530 (Session C3)	Hands-on CMR Workshops: Read your First 10 Cases with the Experts	
Moderators	Dr. Alta YT LAI (Hong Kong SAR, China), Dr. Martin CK WONG (Hong Kong SAR, China)	
1400 – 1415	Case 1-3 (MI with MVO, Myocarditis, DCM)	Dr. Jonan CY LEE (Hong Kong SAR, China)
1415 – 1430	Case 4-6 (LVH: Amyloid, HCM, Fabry)	Dr. Andrew YW LI (Hong Kong SAR, China)
1430 – 1435	Case 7 (ARVC)	Dr. Jonan CY LEE (Hong Kong SAR, China)
1435 – 1450	Case 8-10 (ASD (4D flow), Quantitative Perfusion)	Dr. Ming-Yen NG (Hong Kong SAR, China)
1450 – 1535	Live Interaction on Coaching to Pre-registered Physical Delegates (Virtual broadcast is not available) Co-tutor: Dr. Shing CHING (Hong Kong SAR, China)	

1530 – 1600 Coffee Break / Rapid Fire Posters

Friday, 24 June 2022 (Hong Kong Time, GMT+8)

Session D: 1600 – 1715

Virtual Room (Room 1) / Physical Room (S221)	
1600 – 1615	Opening Ceremony Awards Presentation - ASCI Outstanding Award - ASCI Gold Medal Award

Virtual Room (Room 1) / Physical Room (S221)		
1615 – 1715 (Session D1)	Opening Plenary: Cardiac Imaging Beyond the Images	
Moderators	Dr. Andy WK CHAN (Hong Kong SAR, China), Dr. Lilian LEONG (Hong Kong SAR, China), Prof. Bin LU (China)	
1615 – 1645 (D1-1)	Big Data, Artificial Intelligence and Cardiovascular Magnetic Resonance: Applications in UK Biobank <i>Sponsored by</i> 	Prof. Steffen PETERSEN (United Kingdom)
1645 – 1715 (D1-2)	Future of Cardiac Imaging	Prof. Jonathon LEIPSIC (Canada)

ASCI 2022 Scientific Programme – June 25

Saturday 25 June 2022 (Hong Kong Time, GMT+8)

Session E: 0900 – 1030

Virtual Room (Room 1) / Physical Room (S221)		
0900 – 1030 (Session E1)	ASCI Meets SCMR: Imaging of Stable Chest Pain	
Moderators	Dr. Lilia SIERRA-GALAN (Mexico), Prof. Yung Liang WAN (Chinese Taipei)	
0900 – 0920 (E1-1)	CMR Perfusion for Ischemia	Dr. Dong Hyun YANG (Korea)
0920 – 0940 (E1-2)	Late Gadolinium Enhancement and Parametric Mapping in CAD	Prof. Sven PLEIN (United Kingdom)
0940 – 1000 (E1-3)	Quantitative Stress Perfusion CMR	Dr. Andrew ARAI (United States)
1000 – 1020 (E1-4)	What the Guidelines Tell You About Stable Chest Pain Investigation?	Dr. Swee-Yaw TAN (Singapore)
1020 – 1030	Panel Discussions	

Virtual Room (Room 2) / Physical Room (S224-5)		
0900 – 1030 (Session E2)	Imaging Pre and Post Great Vessel Intervention	
Moderators	Dr. Stephen CW CHEUNG (Hong Kong SAR, China), Dr. Randolph HL WONG (Hong Kong SAR, China)	
0900 – 0920 (E2-1)	Acute Aortic Intervention: A Surgeon's Perspective	Dr. Cally KL HO (Hong Kong SAR, China)
0920 – 0940 (E2-2)	Acute Thoracic Aortic Intervention: What Can Interventional Radiology Offer?	Dr. Sharath HOSMANE (United Kingdom)
0940 – 1000 (E2-3)	Post Aortic Intervention: What Happen Behind the Scenes?	Dr. Kelvin KH CHOI (Hong Kong SAR, China)
1000 – 1020 (E2-4)	Imaging of Chronic Thromboembolic Pulmonary Hypertension	Dr. Nicholas SCRETON (United Kingdom)
1020 – 1030	Panel Discussions	

Virtual Room (Room 3) / Physical Room (S226-7)		
0900 – 1030 (Session E3)	Case Presentation Session 1	
Moderators	Dr. Kwok-Lun LEE (Hong Kong SAR, China), Dr. Helen HL SHE (Hong Kong SAR, China)	
0900 – 0912 (E3-1)	Type Switching and Mitral Regurgitation of Midventricular Takotsubo-Implication of Multiple Imaging Modalities	Prof. Cunxue PAN (China)
0912 – 0924 (E3-2)	A Cardiac Hemangioma in Right Ventricle	Dr. Zhongfei LU (China)
0924 – 0936 (E3-3)	Primary Malignant Pericardial Mesothelioma (PMPM) Presenting as Constrictive Pericarditis with Atypical Imaging Appearance: A Case Report	Dr. Yuan CHEN (China)
0936 – 0948 (E3-4)	Asymptomatic Right Superior Pulmonary Venous Aneurysm, How CT-Scan as a Modality of Imaging Figured That?	Dr. Stefanie TARIGAN (Indonesia)
0948 – 1000 (E3-5)	Filling Defects in Pulmonary Artery. Are They All Pulmonary Emboli? A Case Series	Dr. Ho Ting Abe NGAN (Hong Kong SAR, China)
1000 – 1012 (E3-6)	Direct Assessment of Tricuspid Regurgitation by 4D Flow Cardiovascular Magnetic Resonance: A Case Report	Dr. Guanzhong CHEN (China)
1012 – 1024 (E3-7)	Coronary Artery Ostial Obstruction Due to Papillary Fibroelastoma of the Aortic Valve: A Case Report	Dr. Anh Thi Ngoc CHAU (Vietnam)

1030 – 1100 Coffee Break / Rapid Fire Posters


Saturday 25 June 2022 (Hong Kong Time, GMT+8)

Session F: 1100 – 1230

Virtual Room (Room 1) / Physical Room (S221)		
1100 – 1230 (Session F1)	COVID-19 Infection and Drugs/Vaccine	
Moderators	Dr. Patrick TH KO (Hong Kong SAR, China), Dr. Carol WK NG (Hong Kong SAR, China)	
1100 – 1120 (F1-1)	Adult Cardiac Manifestation of COVID 19 Infection	Prof. Marianna FONTANA (United Kingdom)
1120 – 1140 (F1-2)	COVID-19 Cardiovascular Manifestations in Children	Dr. Kanwal FAROOQI (United States)
1140 – 1200 (F1-3)	Vaccine Related Cardiac Conditions	Dr. Ping CHAI (Singapore)
1200 – 1220 (F1-4)	Antiviral and Vaccination for COVID-19 Infection, Concern from a Cardiac Patient	Prof. Ivan FN HUNG (Hong Kong SAR, China)
1220 – 1230	Panel Discussions	

Virtual Room (Room 2) / Physical Room (S224-5)		
1100 – 1230 (Session F2)	Women Heart Health	
Moderators	Dr. Carmen WS CHAN (Hong Kong SAR, China), Dr. Ronnie HL CHAN (Hong Kong SAR, China)	
1100 – 1120 (F2-1)	Gender Difference in CAD and How Is Reflected in the Current Guideline	Dr. Lilia SIERRA-GALAN (Mexico)
1120 – 1140 (F2-2)	Cardiovascular Imaging and Therapeutic Strategies in Pregnancy	Prof. Rachel WALD (Canada)
1140 – 1200 (F2-3)	Peripartum Cardiomyopathy: The Value of Cardiac Magnetic Resonance Imaging	Prof. Yu Cheng CHEN (China)
1200 – 1220 (F2-4)	CT in Acute Chest Pain	Dr. Wei-Hua YIN (China)
1220 – 1230	Panel Discussions	



Virtual Room (Room 3) / Physical Room (S226-7)		
1100 – 1230 (Session F3)	Case Presentation by ASCI School Alumni	
Moderators	Prof. Whal LEE (Korea), Prof. Hwan Seok YONG (Korea)	
1100 – 1120 (F3-1)	How to Select Good Research Manuscripts?	Prof. Seong Ho PARK (Korea)
1120 – 1140 (F3-2)	Statistics for Radiology Research	A/Prof. Kyunghwa HAN (Korea)
1140 – 1200 (F3-3)	A Young Patient with Danon Disease: Case Report	Dr. Lei ZHAO (China)
1200 – 1220 (F3-4)	Use of Nitrate-free Coronary CT Angiography for Detection of Coronary Spasm	Dr. Eun-Ju KANG (Korea)
1220 – 1230	Panel Discussions	

Virtual Room (Room 1) / Physical Room (S221)		
1230 – 1310	Lunch Symposium Sponsored by 	
Moderator	Prof. Hajime SAKUMA (Japan)	
1230 – 1250	SPECIFIC Trial Overview	Prof. Kone NIEMAN (United States)
1250 – 1300	Clinical Application/Practical Cases	Prof. Fabian BAMBERG (Germany)
1300 – 1310	Panel Discussions	

ASCI 2022 Scientific Programme – June 25


Saturday 25 June 2022 (Hong Kong Time, GMT+8)

Session G: 1400 – 1530

Virtual Room (Room 1) / Physical Room (S221)		
1400 – 1530 (Session G1)	Cardiac Arrhythmia and Heart Failure in Practice	
Moderators	Dr. Carmen WS CHAN (Hong Kong SAR, China), Dr. Andrew YW LI (Hong Kong SAR, China)	
1400 – 1420 (G1-1)	HCM & Its Mimics	Dr. Rungroj KRITTAYAPHONG (Thailand)
1420 – 1440 (G1-2)	Role of Imaging in ARVC <i>Sponsored by</i> 	Dr. Chiara BUCCIARELLI-DUCCI (United Kingdom)
1440 – 1500 (G1-3)	Prognostic Role of CMR in HFrEF and HFpEF	Prof. Sanjay PRASAD (United Kingdom)
1500 – 1520 (G1-4)	New Standard of Care for HFrEF Patients <i>Sponsored by</i> 	Prof. Andrew COATS (Australia)
1520 – 1530	Panel Discussions	

Virtual Room (Room 2) / Physical Room (S224-5)		
1400 – 1530 (Session G2)	AI Coming into Cardiology Practice	
Moderators	Dr. Chung-Seung CHIANG (Hong Kong SAR, China), Dr. Timothy YW HON (Hong Kong SAR, China)	
1400 – 1420 (G2-1)	Key Concepts in AI for Imaging	Dr. Vince VARDHANABHUTI (Hong Kong SAR, China)
1420 – 1440 (G2-2)	Machine Learning in Cardiovascular Radiology	Prof. Byoung Wook CHOI (Korea)
1440 – 1500 (G2-3)	AI and Deep Learning in CMR Reporting	Dr. Nay AUNG (United Kingdom)
1500 – 1520 (G2-4)	AI Assisted Image Analysis in Cardiac CT	Dr. Manish MOTWANI (United Kingdom)
1520 – 1530	Panel Discussions	


Virtual Room (Room 3) / Physical Room (S226-7)		
1400 – 1530 (Session G3)	Cardiac CT Workshops: Read your First 10 Cardiac CT with the Experts	
Moderators	Dr. Charlotte YY KWONG (Hong Kong SAR, China), Dr. Chi-Ming WONG (Hong Kong SAR, China)	
1400 – 1425 (G3-1)	Patient Preparation, Brief Anatomy and Native Artery Stenosis	Dr. Kimmy KM KWOK (Hong Kong SAR, China)
1425 – 1450 (G3-2)	Stents and CABG	Dr. Jeffrey KT WONG (Hong Kong SAR, China)
1450 – 1515 (G3-3)	Other Cardiac CT Findings	Dr. Stephen CW CHEUNG (Hong Kong SAR, China)
1515 – 1530	Panel Discussions	

Virtual Room (Room 1) / Physical Room (S221)		
1535 – 1615	Coffee Break Symposium Sponsored by 	
Moderator	Prof. Hung-Fat TSE (Hong Kong SAR, China)	
	Cardiovascular Imaging for the Diagnosis of HCM with Particular Reference to Fabry Disease	Prof. Liza THOMAS (Australia)

Saturday 25 June 2022 (Hong Kong Time, GMT+8)

Session H: 1620 – 1720

Virtual Room (Room 1) / Physical Room (S221)		
1620 – 1720 (Session H1)	Case Reading with Experts	
Moderators	Dr. Stephen CW CHEUNG (Hong Kong SAR, China), Dr. Swee Yaw TAN (Singapore), Mr. Lawrence KC YIP (Hong Kong SAR, China)	
	Panelists: Dr. Ronnie HL CHAN (Hong Kong SAR, China) Dr. Alison FLETCHER (United Kingdom) Dr. Mohammed KHANJI (United Kingdom) Prof. Bin LU (China) Prof. Ntobeko NTUSI (South Africa) Dr. Ming-Ting WU (Chinese Taipei)	

Virtual Room (Room 2) / Physical Room (S224-5)		
1620 – 1720 (Session H2)	Satellite Symposium Sponsored by 	
Moderator	Dr. Kevin KH KAM (Hong Kong SAR, China)	
1625 – 1645 (H2-1)	Importance of Echocardiogram in the Diagnosis & Risk Stratification of PAH	Prof. Gregory SCALIA (Australia)
1645 – 1710 (H2-2)	Case Sharing on Hong Kong PAH Management	Dr. Kevin KH KAM (Hong Kong SAR, China)
1710 – 1720	Panel Discussions	

ASCI 2022 Scientific Programme – June 26

Sunday 26 June 2022 (Hong Kong Time, GMT+8)

Session J: 0900 – 1030

Virtual Room (Room 1) / Physical Room (S221)		
0900 – 1030 (Session J1)	ASCI Meets SCCT: Advance Technology for Assessment of CAD	
Moderators	Dr. Jongmin LEE (Chinese Taipei), Prof. Koen NIEMAN (United States)	
0900 – 0920 (J1-1)	Multi-energy CT: Dual Energy, Spectral and Photon Counting in the Evaluation of CAD	Prof. Prabhakar RAJIAH (United States)
0920 – 0940 (J1-2)	Any Thing New on CT FFR	Prof. Koen NIEMAN (United States)
0940 – 1000 (J1-3)	CT in Evaluation of Myocardial Fibrosis and ECV	Prof. Kakuya KITAGAWA (Japan)
1000 – 1020 (J1-4)	Beyond Plaque Assessment: From Fat Attenuation Index to Personalise Cardiovascular Risk Prediction	Dr. Jiayin ZHANG (China)
1020 – 1030	Panel Discussions	


Virtual Room (Room 2) / Physical Room (S224-5)		
0900 – 1030 (Session J2)	Congenital Heart Disease in Paediatric Patients and Follow-up	
Moderators	Dr. Shyh Jye CHEN (Chinese Taipei), Dr. Kin-Shing LUN (Hong Kong SAR, China)	
0900 – 0920 (J2-1)	Noninvasive Imaging for Complex RVOT Before and After Intervention	Dr. Marina HUGHES (United Kingdom)
0920 – 0940 (J2-2)	When CT Is the Modality of Choice of Congenital Heart Disease Imaging?	Prof. Hyun Woo GOO (Korea)
0940 – 1000 (J2-3)	4D Flow- Is It Ready for Clinical Use	Dr. Tarinee TANGCHAROEN (Thailand)
1000 – 1020 (J2-4)	Imaging Follow-up of Fontan Circulation	Dr. Hideki OTA (Japan)
1020 – 1030	Panel Discussions	

Virtual Room (Room 3) / Physical Room (S226-7)		
0900 – 1030 (Session J3)	Scientific Paper Presentation Session 1	
Moderators	Dr. Carmen WS CHAN (Hong Kong SAR, China), Dr. Sherwin SW LO (Hong Kong SAR, China)	
0900 – 0915 (J3-1)	Native T1 Mapping Texture Analysis Discriminates Hypertensive Heart Disease vs Non-apical Hypertrophic Cardiomyopathy	Ms. Mei YUAN (China)
0915 – 0930 (J3-2)	Cardiac Computed Tomography-derived Left Atrial Strain and Volume in Pediatric Patients with Congenital Heart Disease: A Comparative Analysis with Echocardiography	Ms. Weihui XIE (China)
0930 – 0945 (J3-3)	The Preoperative Guidance Value of Coronary CT Angiography in Acute Stanford Type A Aortic Dissection Involving Coronary Artery	Dr. Yuan CHEN (China)
0945 – 1000 (J3-4)	Additive Effect of Aortic Regurgitation Degree on Left Ventricular Strain in Patients with Type 2 Diabetes Mellitus Evaluated Via Cardiac Magnetic Resonance Tissue Tracking	Ms. Liting SHEN (China)
1000 – 1015 (J3-5)	CT-FFR for the Diagnosis of Myocardial Bridging-Related Ischemia: A Study Using Dynamic CT Myocardial Perfusion Imaging as a Reference Standard	Dr. Ya Rong YU (China)
1015 – 1030 (J3-6)	Clinical Application of Cardiac Magnetic Resonance Feature Tracking Technique in Rheumatic Mitral Stenosis and Concurrent Atrial Fibrillation	Dr. Jie HOU (China)

1030 – 1100 Coffee Break / Rapid Fire Posters

Sunday 26 June 2022 (Hong Kong Time, GMT+8)

Session K: 1100 – 1230

Virtual Room (Room 1) / Physical Room (S221)		
1100 – 1230 (Session K1)	Imaging the Heart Valves: Left Sided, Right Sided and Others	
Moderators	Dr. Yuk-Kong LAU (Hong Kong SAR, China), Dr. Lusiani RUSDI (Indonesia)	
1100 – 1120 (K1-1)	Aortic Valve Disease	Prof. Sung Min KO (Korea)
1120 – 1140 (K1-2)	Mitral Valve Disease	Dr. Yui-Ming LAM (Hong Kong SAR, China)
1140 – 1200 (K1-3)	Imaging of Right Sided Heart Valves <i>Sponsored by</i> 	Prof. Matthias GUTBERLET (Germany)
1200 – 1220 (K1-4)	Assessment of Prosthetic Heart Valves	Dr. Dong Hyun YANG (Korea)
1220 – 1230	Panel Discussions	

Virtual Room (Room 2) / Physical Room (S224-5)		
1100 – 1230 (Session K2)	Role of Imaging in Intervention for Congenital and Structural Heart Disease	
Moderators	Dr. Kwok-Keung CHAN (Hong Kong SAR, China), Dr. Barry ST LEUNG (Hong Kong SAR, China)	
1100 – 1120 (K2-1)	3D Printing in for Intervention Planning	Dr. Robin HS CHEN (Hong Kong SAR, China)
1120 – 1140 (K2-2)	Role of Cardiac Imaging in Ablation Therapy: Atrial Fibrillation	Prof. Sung Ho HWANG (Korea)
1140 – 1200 (K2-3)	Catheter Based Intervention for Pulmonary Embolism: Risk and Benefit	Dr. Jen Kuang LEE (Chinese Taipei)
1200 – 1220 (K2-4)	What Is New in Percutaneous Valvular Intervention?	Dr. Simon CC LAM (Hong Kong SAR, China)
1220 – 1230	Panel Discussions	

Virtual Room (Room 3) / Physical Room (S226-7)		
1100 – 1230 (Session K3)	Scientific Paper Presentation Session 2	
Moderators	Dr. Yeon Hyeon CHOE (Korea), Dr. Mabel MP TONG (Hong Kong SAR, China)	
1100 – 1118 (K3-1)	Radiomic Signatures of Vulnerable Plaques at Coronary Computed Tomography Angiography Predict Clinical Outcomes: A Multicohort Study	Dr. Qian CHEN (China)
1118 – 1136 (K3-2)	Incremental Diagnostic Value of Radiomics Signature of Pericoronary Adipose Tissue for Detecting Functional Myocardial Ischemia: A Multicenter Study	Mr. Ke ZHOU (China)
1136 – 1154 (K3-3)	Comprehensive Multimodal Cardiac Magnetic Resonance Imaging Markers for Prediction of Left Ventricular Remodeling after Acute Myocardial Infarction	Ms. Huaibi HUO (China)
1154 – 1212 (K3-4)	The Impact of Deep Learning Reconstruction on Image Quality and Machine Learning-Based Coronary CT Angiography-derived Fractional Flow Reserve Values	Dr. Cheng XU (China)
1212 – 1230 (K3-5)	Dynamic CT Myocardial Perfusion for Detection of Cardiac Allograft Vasculopathy After Heart Transplantation	Dr. Hyun Jung KOO (Korea)

ASCI 2022 Scientific Programme – June 26

Sunday 26 June 2022 (Hong Kong Time, GMT+8)

Virtual Room (Room 1) / Physical Room (S221)

1230 – 1315	Lunch Symposium Sponsored by 	
Moderator	Dr. Raymond CY FUNG (Hong Kong SAR, China)	
	The Suspicion, Detection, and Challenges in Diagnosis of ATTR Amyloidosis	Prof. Stefano PERLINI (Italy)

Virtual Room (Room 2) / Physical Room (S228)

1315 – 1400 ASCI General Assembly


Session L: 1400 – 1530

Virtual Room (Room 1) / Physical Room (S221)

1400 – 1530 (Session L1)	ASCI Meets EACVI: Cardio-oncology and Transplant Cardiomyopathy	
Moderators	Dr. Bernhard GERBER (Belgium), Dr. Ka-Lam WONG (Hong Kong SAR, China)	
1400 – 1420 (L1-1)	The Role of Ejection Fraction/Global Longitudinal Strain in Guiding Therapeutic Intervention	Dr. Eric CY WONG (Hong Kong SAR, China)
1420 – 1440 (L1-2)	CMR for Early Detection of Cardio-toxicity after Chemotherapy	Dr. Gianluca PONTONE (Italy)
1440 – 1500 (L1-3)	Multimodality Imaging in Assessment of Cardiac Tumors and Masses	Dr. Ngoc-Trang NGUYEN (Vietnam)
1500 – 1520 (L1-4)	Transplant Cardiomyopathy	Dr. Jurgen DUCHENNE (Belgium)
1520 – 1530	Panel Discussion	

Virtual Room (Room 2) / Physical Room (S224-5)

1400 – 1530 (Session L2) Technologists Session: CT Scanning and Image Processing

Moderators	Mr. Edward HT CHAN (Hong Kong SAR, China), Mr. Kwok-Chiu HO (Hong Kong SAR, China)	
1400 – 1420 (L2-1)	Cardiac CT: Scanning Technique and Post-Processing	Ms. Yu Han LIN (Chinese Taipei)
1420 – 1440 (L2-2)	Cardiac CT with 64-row CT with New Software Using Motion Compensation and AI	Mr. Hideki SHIBATA (Japan)
1440 – 1500 (L2-3)	Technique in Cardiac CT Angiography and Radiation Dose Reduction Strategies	Ms. Saifhon ADMONTREE (Thailand)
1500 – 1520 (L2-4)	Optimizing the Contrast Medium Injection Protocol for Coronary CT Angiography Sponsored by 	Dr. Zhoulei LI (China)
1520 – 1530	Panel Discussions	

Virtual Room (Room 3) / Physical Room (S226-7)

1400 – 1530 (Session L3) Echo Hands-on Workshops

Moderators	Dr. David CHENG (Hong Kong SAR, China), Dr. Ka-Lung CHUI (Hong Kong SAR, China)	
1400 – 1430 (L3-1)	Lecture on 3D Echo	Prof. Alex PW LEE (Hong Kong SAR, China)
1430 – 1530 (L3-2)	Hands-on Echo Scanning for Daily Practice	Dr. Kevin KH KAM (Hong Kong SAR, China)

1530 – 1600 Coffee Break / Rapid Fire Posters

Sunday 26 June 2022 (Hong Kong Time, GMT+8)

Session M: 1545 – 1650

Virtual Room (Room 1) / Physical Room (S221)

1600 – 1710 (Session M1)	ASCI Film Quiz	
Moderators	Dr. Carmen WS CHAN (Hong Kong SAR, China), Dr. Kimmy KM KWOK (Hong Kong SAR, China)	
1600 – 1610	Reveal the Answers of the Online Film Quiz	Dr. Stephen CW CHEUNG (Hong Kong SAR, China) Dr. Emmanuel CK WONG (Hong Kong SAR, China)
1610 – 1710	Film Quiz	Panelists: Ms. Priscilla CHEN (Singapore) Prof. Vanessa FERREIRA (United Kingdom) Mr. Benny LAWTON (United Kingdom) Dr. Jacub PANDELAKI (Indonesia) Dr. Lynette TEO (Singapore) Mr. Lawrance KC YIP (Hong Kong SAR, China)

Virtual Room (Room 1) / Physical Room (S221)

1710 – 1725 Closing Ceremony
Best Young Presenter Award and Best Poster Award Presentation
Presentation of ASCI 2023

Programme is subject to change without prior notice.



ASCI 2022 Opening Plenary: Cardiac Imaging Beyond the Images



ASCI 2022 Scientific Sessions



ASCI 2022 Hands-on Workshops



15th Congress of Asian Society of Cardiovascular Imaging

24-26 June 2022 (Friday – Sunday)
Hong Kong SAR, China

Hybrid Congress

CARDIAC IMAGING BEYOND THE IMAGES

ABSTRACT PRESENTATION

An event of



Organised by



Hong Kong College
of Radiologists



Hong Kong College
of Cardiology

Supported by



ASCI 2022 – Abstract Submission

Presentation Status	Accepted Abstracts
BYPA Presentation	6
Scientific Paper Presentation	13
Case Presentation	7
Best Poster/ Rapid Fire Poster Presentation	12
Poster Presentation	72
Rejected / Withdrawn	15
Total	125

Format

	No. of abstracts
Case Report	26
Educational Poster	7
Scientific Abstract	92
Total	125

Country Breakdown

	No. of abstracts
China	79
Chinese Taipei	5
Hong Kong SAR	16
India	5
Indonesia	2
Iraq	1
Japan	1
Malaysia	1
Philippines	1
Singapore	1
South Korea	10
Thailand	1
United States	1
Viet Nam	1
Total	125

ASCI 2022 – Best Young Presenter Award Session

Virtual Room (Room 3) / Physical Room (S226-7)		
1100 – 1230 (Session B3)	Scientific Paper Presentation: BYPA Session	
Moderators	Dr. Sang Il CHOI (<i>Korea</i>), Prof. Bryan PY YAN (<i>Hong Kong SAR, China</i>)	
1100 – 1115 (B3-1)	Diagnostic Value of Delayed Contrast-enhanced Cardiac CT for Detecting Left Atrial Appendage Thrombus in Patients with Atrial Fibrillation	Dr. Xiangnan LI (<i>China</i>)
1115 – 1130 (B3-2)	CMR-based Risk Stratification for Outcomes in Dilated Cardiomyopathy with LVEF $\geq 35\%$: Cohort Study with a Long-term Follow-up	Dr. Shuang LI (<i>China</i>)
1130 – 1145 (B3-3)	Optimal Measurement Sites of Coronary Computed Tomography Angiography-Derived Fractional Flow Reserve	Ms. Yanchun CHEN (<i>China</i>)
1145 – 1200 (B3-4)	3D Whole-heart Non-contrast-enhanced mDixon Water-fat Separation Coronary MR Angiography with a Deep Learning Constrained Compressed SENSE Reconstruction	Dr. Wenyun LIU (<i>China</i>)
1200 – 1215 (B3-5)	Imaging Predictors of Myocardial Fibrosis Progression in Hypertensive Patients	Dr. Thu-Thao LE (<i>Singapore</i>)
1215 – 1230 (B3-6)	Impact of Coronary Artery Calcium Score Progression on Coronary Plaque Volume Progression in Diabetes Mellitus According to LDC-C Status: Evaluated with Serial Coronary CTA	Dr. Rui SHI (<i>China</i>)



15th Congress of Asian Society of Cardiovascular Imaging


24-26 June 2022 (Friday – Sunday)
Hong Kong SAR, China

Hybrid Congress

CARDIAC IMAGING BEYOND THE IMAGES

EPOSTER PRESENTATION

An event of



Organised by



Hong Kong College
of Radiologists



Hong Kong College
of Cardiology

Supported by





E-Poster

Sponsored by:

Medtronic

Poster Presentation
(Shortlisted for Best Poster Award)

Poster Presentation

Poster Presentation (Shortlisted for Best Poster Award)

ASCI 15th Congress of Asian Society of Cardiovascular Imaging

Abstract No.: 9

Abstract Title: Increased Coronary Peri-coronary Adipose Tissue Attenuation In Diabetic Patients Compared To Non-diabetic Controls: A Propensity Score Matching Analysis

Author(s): Yarong Yu, Xiaoying Ding, Libin Yu, Xu Duo, Yufan Wang, Jayin Zhang

Affiliation(s): *Department of Radiology, Shanghai General Hospital, Shanghai Jiao Tong University School of Medicine, *Department of Endocrinology and Metabolism, Shanghai General Hospital, Shanghai Jiao Tong University School of Medicine, *Institute of Diagnostic and Interventional Radiology, Shanghai Jiao Tong University Affiliated Sixth People's Hospital

Objective

Background: Peri-coronary adipose tissue (PCAT) attenuation: an indicator of active inflammation of pericoronary adipose tissue - supposed to increase in diabetic patients.

Objective: To investigate the PCAT attenuation values and high-risk plaque features in diabetic and non-diabetic subjects with different stenotic extents.

Figure 1. Flow chart of screening and inclusion criteria.

Search by topic, author, abstract number and k

-- theme --

Search

View all posters



PDF VIDEO

Abstract No.: 9
Increased Coronary Peri-Coronary Adipose Tissue Attenuation in Diabetic Patients Compared to Non-Diabetic Controls: A Propensity Score Matching Analysis
Dr. Ya Rong YU



PDF VIDEO

Abstract No.: 11
Severe, But Not Mild to Moderate, Non-Alcoholic Fatty Liver Disease Associated with Increased Risk of Subclinical Coronary Atherosclerosis
Dr. Fu Zong WU

Abstract No.: 9

Increased Coronary Peri-coronary Adipose Tissue Attenuation In Diabetic Patients Compared To Non-diabetic Controls: A Propensity Score Matching Analysis

Shanghai General Hospital, Shanghai Jiao Tong University School of Medicine

Presenting author: Yarong Yu
Date: 2022-06



PDF VIDEO

Abstract No.: 24
Reverse Remodeling of Left Atrium in Hypertrophic Obstructive Cardiomyopathy after Septal Myectomy Using Feature Tracking
Ms. Shujuan YANG



PDF VIDEO

Abstract No.: 25
Identification of Ischemia-causing Lesions Using Plaque Quantification and Change in Fractional Flow Reserve Derived from Computed Tomography Across the Lesion
Dr. Hankun YAN



15th Congress of Asian Society of Cardiovascular Imaging

24-26 June 2022 (Friday – Sunday)
Hong Kong SAR, China

Hybrid Congress

CARDIAC IMAGING BEYOND THE IMAGES

REGISTRATION

An event of



Asian Society of
Cardiovascular Imaging

Organised by



Hong Kong College
of Radiologists



Hong Kong College
of Cardiology

Supported by



(as of 27 June 2022)

ASCI 2022 – Registration Breakdown

Country / Region Breakdown

Country / Region	No. of Delegates
Australia	9
Belgium	2
Canada	3
China	147
Chinese Taipei	33
France	1
Germany	3
Hong Kong SAR, China	414
India	12
Indonesia	9
Iran	1
Iraq	2
Italy	2
Japan	11
Korea	30

Country / Region	No. of Delegates
Lebanon	1
Macao SAR, China	26
Malaysia	4
Mexico	1
Nepal	4
Philippines	3
Singapore	9
South Africa	1
Thailand	25
United Kingdom	15
United States	7
Viet Nam	3
TOTAL	778 (from 27 countries/regions)



15th Congress of Asian Society of Cardiovascular Imaging

24-26 June 2022 (Friday – Sunday)
Hong Kong SAR, China

Hybrid Congress

CARDIAC IMAGING BEYOND THE IMAGES

OPENING & CLOSING CEREMONY

An event of



Asian Society of
Cardiovascular Imaging

Organised by



Hong Kong College
of Radiologists



Hong Kong College
of Cardiology

Supported by



Opening Ceremony

Friday, 24 June 2022, 1600 – 1615 (HKT GMT+8)



President of ASCI - Welcome Message by Prof. Bin Lu



Congress President of ASCI 2022 –
Welcome Speech by Dr. Lilian Leong



ASCI Outstanding Award Presentation – Professor Jongmin Lee



ASCI Gold Medal Award Presentation – Professor Eun Ju Chun



ASCI Outstanding Award



Professor Jongmin Lee has been a member of ASCI Executive Committee consistently since 2009. And he has served for ASCI in many posts including scientific officer, secretary general for administrative office, secretary general for presidential office, [ASCI]2 director, ASCI School chair, and vice-president. This Outstanding Award is to honor his contribution and dedication to the Society.

Professor Jongmin J. Lee, M.D., Ph.D. graduated from Kyungpook National University School of Medicine and completed radiology training in Kyungpook National University Hospital. After 3-year military service as a captain, he started his professor track in the radiology department of Kyungpook National University Hospital. In the meantime, he stayed as a guest professor of radiology in Graz National University Hospital, Austria and received the PhD degree in radiology department of Hamamatsu University, Japan. Currently he serves as a director of the Radiology department in Kyungpook National University School of Medicine.

His work and research have focused on cardiovascular radiology and biomedical engineering especially on hemodynamics and cardiac function. He firstly suggested an arteriovenous acquisition window during contrast-enhanced MR angiography (European Radiology 2001;11:754-766), feasibility of EBCT on congenital heart evaluation (European Journal of Radiology 2001;38:185-190), and a new marker for aortic wall stiffness (Int J Cardiovasc Imaging 2009; 25:83-94). Until 2022, he published 174 articles in peer-reviewed journals, gave 194 presentations and lectures in official congresses, registered 19 patents and 24 software, and conducted 23 government-funded research projects.

He serves as councilor in 9 international and domestic academic societies and has membership in 18 societies in the fields of radiology and engineering. Beyond radiology, also he serves as a director of international affairs in Korean Academy of Medical Sciences and as a delegate of Korean Medical Association.

ASCI Gold Medal Award



The ASCI Gold Medal is awarded to an ASCI member to recognize his or her outstanding academic achievements. The Nominating Committee considers the nominee's publications and participation in ASCI activities when selecting the Gold Medal Winner. We are proud to announce that the eighth ASCI Gold Medal goes to Professor Eun Ju Chun of Seoul National University Bundang Hospital, Seoul National University College of Medicine, Korea.

Eun Ju Chun is the Professor of the Department of Radiology, Seoul National University Bundang Hospital.

She is an active member of professional societies including the Korean Society of Radiology, Korean Society of Cardiovascular Imaging, and Asian Society of Cardiovascular Imaging. During her career, she has published six book chapters and 187 SCI(E) articles related to cardiovascular imaging. She is one of the editorial board members of the Korean Journal of Radiology and chair of scientific and education committee of Cardiovascular Imaging in Computed Tomography Summit (CIVICS). The role of coronary CT angiography as screening for asymptomatic subjects, coronary plaque imaging, and various cardiac MR application is the main interest of Prof. Chun. She is the current chair of the Korean Cardiovascular MR imaging committee.

Prof. Chun had been studied in the college of Medicine of Ewha Womans University since 1988. In 1995, she was a resident of the Department of Radiology, Ewha Womans University Medical Center for 4 years. She completed her master's (M.S.) and doctoral (Ph.D.) course at Korea University. She completed her fellowship in thoracic imaging at Seoul National University Hospital. Then, she was appointed to the Assistant Professor of the Department of Radiology in Seoul National University Bundang Hospital in 2007. From 2012 to 2013, she stayed in Cardiovascular Center of Massachusetts General Hospital (MGH) and Harvard Medical University, Boston, MA as a visiting scholar. She is currently serving as the professor of the cardiac imaging section of the Seoul National University Bundang Hospital.



Closing Ceremony

Sunday, 26 June 2022, 1710 – 1725 (HKT GMT+8)

Congress President of ASCI 2022 - Closing Speech by Dr. Andy Chan



Best Poster Award Presentation – Dr. Xu Dai



Best Young Presenter Award 2022 Presentation – Dr. Thu-Thao Le





15th Congress of Asian Society of Cardiovascular Imaging

24-26 June 2022 (Friday – Sunday)
Hong Kong SAR, China

Hybrid Congress

CARDIAC IMAGING BEYOND THE IMAGES

CONGRESS WEBSITE

An event of



Asian Society of
Cardiovascular Imaging

Organised by



Hong Kong College
of Radiologists



Hong Kong College
of Cardiology

Supported by



ASCI 2022 – www.asci-2022.org

[Home](#) [About the Congress](#) [Scientific Programme](#) [Call for Abstracts](#) [Registration](#) [Sponsorship](#) [Contact Us](#) [What's New](#)



15th Congress of Asian Society of Cardiovascular Imaging

24-26 June 2022 (Friday – Sunday)
Hong Kong SAR, China

Hybrid Congress

CARDIAC IMAGING BEYOND THE IMAGES

[Click HERE to Access Virtual Platform](#)

[E-Programme Book](#)

[Virtual Technical Exhibition](#)

[Film Quiz](#)

An event of



Organised by



Platinum Sponsor



Gold Sponsor



Silver Sponsors

sanofi

ASCI 2022 – www.asci-2022.org

Home > Scientific Programme > Programme-at-a-Glance

Programme-at-a-Glance

DAY 1 – 24 June 2022 (Fri) DAY 2 – 25 June 2022 (Sat) DAY 3 – 26 June 2022 (Sun)

The programme is at Hong Kong Time (GMT+8).

Time/Venue	Room 1 (S221)	Room 2 (S224-5)	Room 3 (S226-7)	
0900 – 1030 (Session A)	(A1) ASCI Meets NASCI Safety in Cardiovascular Imaging	(A2) Sudden Cardiac Death	(A3) Review of the Most Important Cardiac Imaging Papers Published in the Last Year	Technical Exhibition (Virtual & Physical) and
1030 – 1100	Coffee Break / Rapid Fire Posters			
1100 – 1230	(B1) Cardiac CT Session:	(B2) HKCRRT Sponsored	(B3) Scientific Paper Presentation:	

Home > Scientific Programme > Scientific Programme

Scientific Programme

Downloadable Scientific Programme

DAY 1 – 24 June 2022 (Fri) DAY 2 – 25 June 2022 (Sat) DAY 3 – 26 June 2022 (Sun)

The programme is at Hong Kong Time (GMT+8). Please use time zone converter to check the times in your location.

Time/Venue	Room 1 (S221)	
0900 – 1030 (Session A1)	ASCI Meets NASCI: Safety in Cardiovascular Imaging	
0900 – 0920 (A1-1)	Safety Precaution for Pacemaker and ICDs in CT and MR Scanning	Prof. Ki Seok CHOO (Korea)

Home > Call for Abstracts

Call for Abstracts

Please click the button below to view the guidelines and templates:

Guidelines for Scientific Paper Presentation

Guidelines for Case Presentation

Guidelines for E-poster Presentation (Best Poster Award)

Guidelines for E-poster Presentation

Guideline for Pre-recording your Abstract

Home > Scientific Programme > Workshop

E-poster Template

Virtual Background Option 1

Workshop

The workshop registration is open for ASCI 2022 delegates only. Please register here.

For enquiries, please contact the ASCI 2022 Congress Secretariat by email: info@asci-2022.org.

Abstract acceptance notifications in the form of an abstract presenter should fill in the form and contact Congress Secretariat by email: info@asci-2022.org.

Hands-on CMR Workshop on 24 June 2022

Cardiac CT Workshop on 25 June 2022

Echo Hands-on Workshop on 26 June 2022

Hands-on CMR Workshop:
Read your First 10 Cases with the Experts

Date:	24 June 2022 (Fri)
Time:	1400-1535 (HK Time)
Mentors:	Dr. Jonan LEE (Hong Kong SAR, China) Dr. Andrew LI (Hong Kong SAR, China) Dr. Ming Yen NG (Hong Kong SAR, China)

Home > Registration

Registration



Registration is available only through Online Registration System.
Scan the QR code or click [Register here](#)

Join ASCI Membership
Enjoy a reduced registration fee of USD 50 & all the membership benefits

Registration Fee

SAME registration fee for physical and virtual participation.

Registration Deadline	Early Bird Registration (On or before 30 April 2022)		Full Registration (From 1 to 31 May 2022)		Regular Registration (From 1 June 2022)	
	ASCI / HKCR / HKCC Member	Non-Member	ASCI / HKCR / HKCC Member	Non-Member	ASCI / HKCR / HKCC Member	Non-Member
Radiologists / Cardiologists / Other Physicians	HKD 1,560 (USD 200)	HKD 1,950 (USD 250)	HKD 1,950 (USD 250)	HKD 2,340 (USD 300)	HKD 2,340 (USD 300)	HKD 2,730 (USD 350)
Nurses / Allied Health	HKD 780	HKD 1,170	HKD 1,170	HKD 1,560	HKD 1,560	HKD 1,950

Faculty

(Updating in progress)

Local Faculty (HK/SAR, China)



Home > About the Congress > Welcome Messages

Welcome Messages



Message from the President of ASCI

Dear Colleagues and Friends,

On behalf of the Asian Society of Cardiovascular Imaging (ASCI), it is my great honor to welcome you to the 15th ASCI Congress of 2022. The congress will be held in a hybrid format in Hong Kong SAR, China, from Friday to Sunday 24th to 26th June of 2022. Hong Kong hosted the 5th ASCI congress in 2011, which was a very successful meeting and a milestone for both scientific exchange and having the biggest number of participant in ASCI history. We believe that our ASCI colleagues in Hong Kong have full of experience and enthusiasm, and thus are more than ready to hold this important annual meeting.

Home > About the Congress > Committees

Except for the missed 2020 convention due to the pandemic of COVID-19

Home > About the Congress > Congress Information

Congress Information

Venue for Physical Participation

Meeting Rooms S221 – S230
Hong Kong Convention and Exhibition Centre (HKCEC)
1 Expo Drive, Wanchai, Hong Kong
(Please use Harbour Road Entrance)
(Visitors are required to follow the access control and preventive measures in response to COVID-19, pl <https://www.hkcec.com/en/preventive-measures-response-covid-19>)



Home > About the Congress > CME/CPD/CNE Accreditation

CME/CPD/CNE Accreditation

Academic Accreditations	Max. for Whole Function	24 Jun	25 Jun	26 Jun	Category/Remarks
CME					
The Hong Kong College of Anaesthesiologists ¹	15	6.5	8	7	PP-NA
Hong Kong College of Community Medicine	10	6	6	6	PP-PP
The College of Dental Surgeons of Hong Kong	14	5.5	5.5	3	PP-FB
Hong Kong College of Emergency Medicine	12	6	6	5	CME-PP
The Hong Kong College of Family Physicians ¹	10	5	5	5	OEA-S.O3
The Hong Kong College of Obstetricians and Gynaecologists	5	5	5	5	PP-PN
The College of Ophthalmologists of Hong Kong	11.5	6.5	8	7	CME-PP

Committees

Local Organising Committee

Honorary Presidents



Dr. Chun-Key LAW



Dr. Ngai-Yin CHAN

Congress Presidents



Dr. Lilian LEONG



Dr. Andy Wai-Kwong CHAN

Congress Vice Presidents



Dr. Jennifer Lai-San KHOO



Dr. Godwin Tat-Chi LEUNG



Dr. Stephen Chi-Wai CHEUNG

Secretary General

Dr. Elaine Yee-Ling KAN

Honorary Treasurers

Dr. Stephen Chi-Wai CHEUNG

Dr. Kwok-Keung CHAN

Dr. Kin-Lam TSUI

International Faculty



Ms. Saifon ADMONTREE
Biomedical Technologist
Radiology
Ramathani Hospital,
Mahidul University
Thailand



Dr. Andrew ARAI
Consultant
Cardiovascular Magnetic Resonance
Imaging
Andrew Arai Consulting
United States



Dr. Noy AUNG
Academic Clinical Lecturer
Centre for Advanced Cardiovascular
Imaging, William Harvey Research
Institute
Queen Mary University of London
United Kingdom



Prof. Fabian BAMBERG
Radiologist
Medical Center, University of Freiburg
Germany



Dr. Chiara BUCCIARELLI-DUCCI
Consultant Cardiologist
Cardiac Imaging Department
Royal Brompton & St. George's Hospital
NHS Trust
United Kingdom



Dr. Ping CHAI
Senior Consultant
Cardiology
National University Heart Centre,
Singapore
Singapore



Prof. Yu Cheng CHEN
Professor
Cardiology Division, Department of
Medicine
West China Hospital, Sichuan University
China



Prof. Calvin CHIN
Senior Consultant and Clinical Scientist
Cardiology
National Heart Centre Singapore
Singapore

Sponsorship

... your company will be able to enjoy special privileges and gain maximum exposure for your products and services. For details of the sponsorship and exhibition opportunities available, please contact the Congress Secretariat by email: info@asci-2022.org

Acknowledgement

(Updating in progress)
© 2022 gratefully acknowledges the following companies / organizations for their support.

Platinum Sponsor



Gold Sponsor



Silver Sponsors





15th Congress of Asian Society of Cardiovascular Imaging


24-26 June 2022 (Friday – Sunday)
Hong Kong SAR, China

Hybrid Congress

CARDIAC IMAGING BEYOND THE IMAGES

PUBLICATIONS

An event of



Organised by



Hong Kong College
of Radiologists



Hong Kong College
of Cardiology

Supported by



Announcement



Final Announcement
(May 2022)



Register NOW to
enjoy favourable rate!
(April 2022)



First Announcement
(March 2022)

Announcement



ASCI HONG KONG 2022
15th Congress of Asian Society of Cardiovascular Imaging
第十五屆亞洲心臟血管影像國際學術研討會
24th - 26th June 2022 (Friday - Sunday)
Hong Kong Convention and Exhibition Centre
Hong Kong SAR, China

Hybrid Congress

CARDIAC IMAGING BEYOND THE IMAGES


Extended Deadline for Abstracts Submission:
21 February 2022
Deadline for Early Bird Registration:
27 March 2022

An event of **ASCI** Asian Society of Cardiovascular Imaging

Organized by **Hong Kong College of Radiologists** and **Hong Kong College of Cardiology**

www.ASCI-2022.org

Extended Deadline for Abstracts Submission
& Call for Registration
(February 2022)



ASCI HONG KONG 2022
15th Congress of Asian Society of Cardiovascular Imaging
第十五屆亞洲心臟血管影像國際學術研討會
24th - 26th June 2022 (Friday - Sunday)

Hybrid Congress

CARDIAC IMAGING BEYOND THE IMAGES

Deadline of Abstract Submission: 21st February 2022
Notification of Acceptance: 1st March 2022
Deadline of Early Bird Registration: 27th March 2022

www.ASCI-2022.org

Call for Abstracts
& Registration
(January 2022)



ASCI HONG KONG 2022
15th Congress of Asian Society of Cardiovascular Imaging
第十五屆亞洲心臟血管影像國際學術研討會
24th - 26th June 2022 (Friday - Sunday)

Hybrid Congress

CARDIAC IMAGING BEYOND THE IMAGES

Deadline of Abstract Submission: 21st February 2022
Notification of Acceptance: 1st March 2022

www.ASCI-2022.org

Call for Abstracts
(December 2021)



Hong Kong Welcomes You!

ASCI HONG KONG 2022

15th Congress of Asian Society of Cardiovascular Imaging
第十五屆亞洲心臟血管影像國際學術研討會

Hybrid Congress
CARDIAC IMAGING BEYOND THE IMAGES

24th - 26th June 2022
Friday - Sunday

Hong Kong Convention and Exhibition Center
Hong Kong SAR, China

www.ASCI-2022.org

MARK YOUR SCHEDULE!

An event of **ASCI** Asian Society of Cardiovascular Imaging

Organized by **Hong Kong College of Radiologists** and **Hong Kong College of Cardiology**

Hong Kong Welcomes You
(November 2021)

Programme Book

E-Programme Book - <https://online.fliphtml5.com/gitip/upxy/#p=1>



E-Programme Book

ASCI
HONG KONG
HONG KONG CONVENTION AND EXHIBITION CENTRE
2022

15th Congress of Asian Society of Cardiovascular Imaging
第十五屆亞洲心臟血管影像國際學術研討會

Hybrid Congress

CARDIAC IMAGING BEYOND THE IMAGES

Programme Book

24th - 26th June 2022 (Friday - Sunday)
Hong Kong Convention and Exhibition Centre
Hong Kong SAR, China

QR codes for E-Programme Book and www.ASCI-2022.org

An event of **ASCI** Asian Society of Cardiovascular Imaging

Organised by **Hong Kong College of Radiologists** and **Hong Kong College of Cardiology**

15th Congress of Asian Society of Cardiovascular Imaging
第十五屆亞洲心臟血管影像國際學術研討會

Table of Content

- 2 Welcome Messages
 - From the President of ASCI
 - From the Congress Presidents of ASCI
- 4 Congress Organising Committee
 - ASCI Officers & Executive Committee
 - Local Organising Committee
- 6 ASCI Outstanding Award
- 7 ASCI Gold Medal Award
- 8 International Invited Guests and Speakers
- 10 Faculty
- 12 Congress Information
- 15 CME/CPD/CNE Accreditation
- 16 Scientific Programme Overview
- 20 Programme-at-a-Glance
- 21 ASCI Business Meetings & Events
- 22 Scientific Programme
- 34 Abstracts
 - Main Lectures
 - Best Young Presenter Award Session
 - Oral Presentations
 - E-Posters (Shortlisted as Best Poster Presentation)
 - E-Posters
- 202 Technical Exhibitions Information (Virtual & Physical)
- 204 Acknowledgment

Table Of Contents

Table Of Contents

- Welcome Messages
- Congress Organising Committee
 - ASCI Outstanding Award
 - ASCI Gold Medal Award
 - International Invited Guests and Speakers

1 2-3 4-5 6-7 8-9 10-11 12-13

Technical Exhibitions Information (Virtual & Physical)

Acknowledgment

CARDIAC IMAGING BEYOND THE IMAGES

Programme Book

24th - 26th June 2022 (Friday - Sunday)
Hong Kong Convention and Exhibition Centre
Hong Kong SAR, China

QR codes for E-Programme Book and www.ASCI-2022.org

An event of **ASCI** Asian Society of Cardiovascular Imaging

Organised by **Hong Kong College of Radiologists** and **Hong Kong College of Cardiology**

1/209

Certificates



ASCI HONG KONG 2022
Hybrid Congress

15th Congress of Asian Society of Cardiovascular Imaging

An event of **ASCI** Asian Society of Cardiovascular Imaging

Organised by  Hong Kong College of Cardiology

Certificate of Attendance

This is to certify that

_____ has attended the
15th Congress of Asian Society of Cardiovascular Imaging (Hybrid Congress)
held from 24th to 26th June 2022
at the Hong Kong Convention & Exhibition Centre, Hong Kong SAR, China


Dr. Lilian LEONG
ASCI 2022 Congress President
Hong Kong College of Radiologists


Dr. Andy Wai-Kwong CHAN
ASCI 2022 Congress President
Hong Kong College of Cardiology



ASCI HONG KONG 2022
Hybrid Congress

15th Congress of Asian Society of Cardiovascular Imaging

An event of **ASCI** Asian Society of Cardiovascular Imaging

Organised by  Hong Kong College of Cardiology

Certificate of Appreciation

Presented to

_____ for your contribution to the success of
15th Congress of Asian Society of Cardiovascular Imaging (Hybrid Congress)
held from 24th to 26th June 2022
at the Hong Kong Convention & Exhibition Centre, Hong Kong SAR, China


Dr. Lilian LEONG
ASCI 2022 Congress President
Hong Kong College of Radiologists


Dr. Andy Wai-Kwong CHAN
ASCI 2022 Congress President
Hong Kong College of Cardiology



ASCI HONG KONG 2022
Hybrid Congress

15th Congress of Asian Society of Cardiovascular Imaging

An event of **ASCI** Asian Society of Cardiovascular Imaging

Organised by  Hong Kong College of Cardiology

BEST POSTER AWARD

of
15th Congress of Asian Society of Cardiovascular Imaging (Hybrid Congress)
held from 24th to 26th June 2022
at the Hong Kong Convention & Exhibition Centre, Hong Kong SAR, China

Presented to


Dr. Lilian LEONG
ASCI 2022 Congress President
Hong Kong College of Radiologists


Dr. Andy Wai-Kwong CHAN
ASCI 2022 Congress President
Hong Kong College of Cardiology



15th Congress of Asian Society of Cardiovascular Imaging

24-26 June 2022 (Friday – Sunday)
Hong Kong SAR, China

Hybrid Congress

CARDIAC IMAGING BEYOND THE IMAGES

ACKNOWLEDGEMENT

An event of



Asian Society of
Cardiovascular Imaging

Organised by



Hong Kong College
of Radiologists



Hong Kong College
of Cardiology

Supported by



Acknowledgement

Platinum Sponsor



Gold Sponsor



Silver Sponsors



Bronze Sponsors



Sponsors



In collaboration with:



Supporting Organisations



**The Organising Committee of ASCI 2022 would like to thank
the support and contributions from:**

ASCI Executives and Secretariat
Chairpersons & Members of ASCI 2022 Local Organising Committee & various Committees
International and Local Faculty
Collaborating & Supporting Organisations
AV Team Members
Secretariat of HKCR & HKCC
Helpers & Volunteers
Sponsors & Industrial Partners
Congress Secretariat
and

EVERYONE WHO PARTICIPATE IN THE CONGRESS

An event of

Organised by

Supported by